

MANIACCESS ■ 170 AETJ L

Self-propelled electric articulating boom lift

- Working height : 16.90 m
- Max. outreach : 9.40 m
- Up and over : 7.00 m
- Overall width : 1.75 m



170 AETJ L

Working height16.90 m
Platform height14.90 m
Horizontal outreach9.40 m
Up and over clearance7.00 m
Jib movement+70° / -70°
Basket rotation140°
Turret rotation355°

Platform capacity200 kg/2 peoples
External use45 km/h
 (Maximum allowed wind speed)
Basket size1.20 x 0.96 m

① Width1.75 m
② Length6.84 m
③ Stowed length (storage)5.12 m
④ Height1.97 m
⑤ Stowed height (storage)2.04 m

⑥ Turning radius inside1.97 m
⑦ Turning radius outside4.30 m
⑧ Turning radius outside (basket)5.60 m
⑨ Ground clearance0.14 m
⑩ Wheel base2.00 m
Drive speed5.0 km/h
Working speed0.6 km/h

Gradeability22%
Maximum slope accepted5% or 3°

Weight6 910 kg

Tires0.60 x 0.19 m
Wheel steer2 (front)
Wheel drive2 (back)

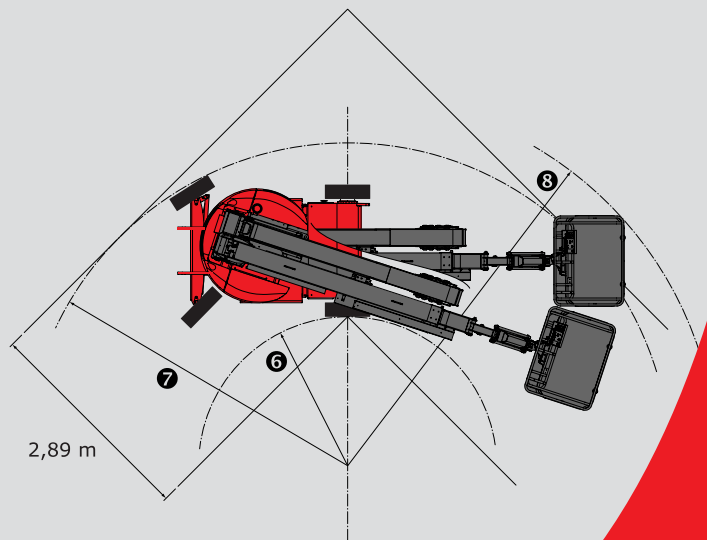
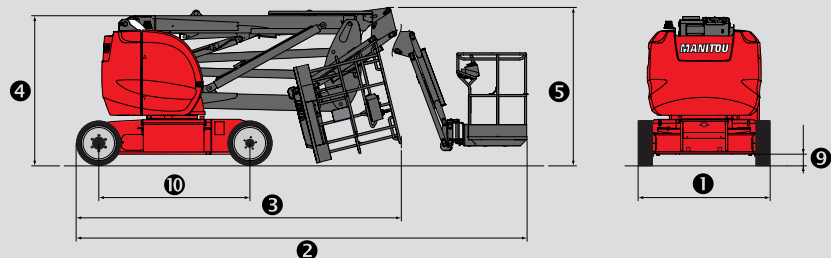
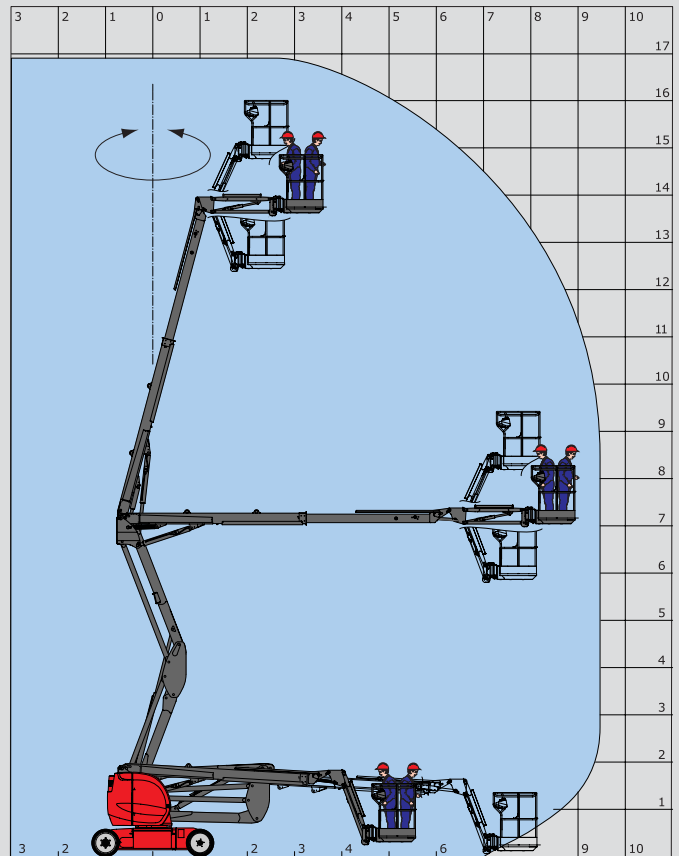
Batteries300 Ah / 2x24 V
Battery charger45 Ah/48 V

Standard equipment

- Protected control basket panel
- Electrical battery traction
- Negative brakes
- Lifting brackets
- Hour meter
- Warning buzzer in the basket
- 220 V predisposal
- Voltage indicator
- Safety manual pump
- Basket with mesh floor
- Bus CAN technology
- Diagnostic help integrated
- Dual electrical motors
- Rubber tires
- Integrated charger

Options

- No marking tires
- High capacity battery (360 Ah)
- Dual voltage charger 110 V / 230 V
- Working lights
- Electric plug in the platform with circuit breaker (230 V)
- Flashing light
- Drive alarm
- All motion alarm
- Cold conditions -25°C
- Air predisposal
- Water predisposal
- Specific painting
- Biodegradable oil



The equipment supplied with each model may differ from that described in this leaflet. For more details, contact your MANITOU dealer.

